
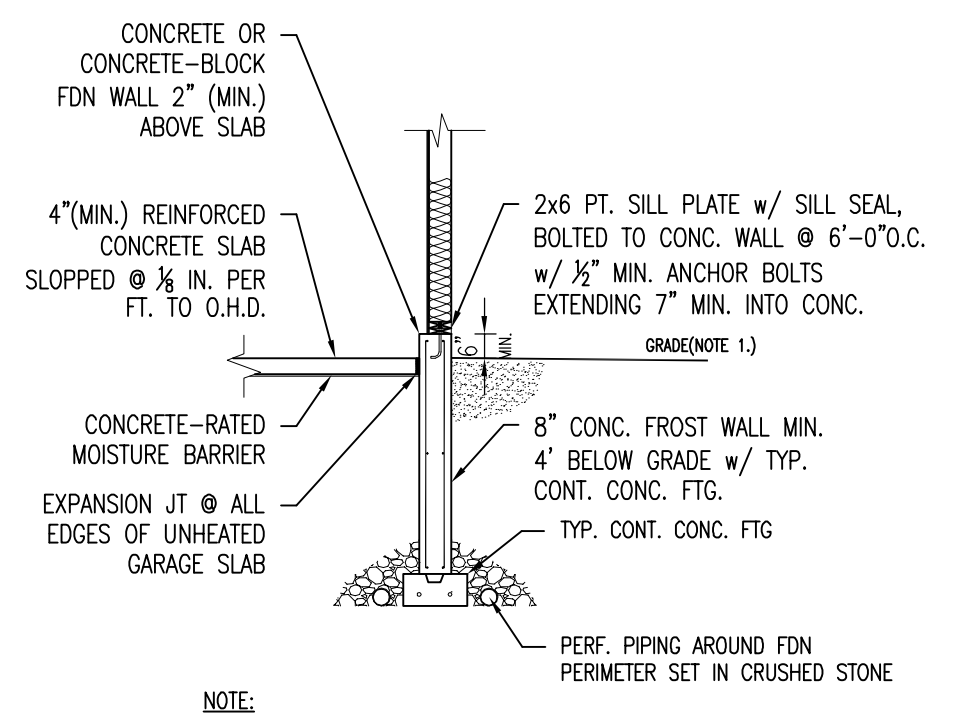


**PROPOSED FDN, FLR & SECTION  
24'x24', TWO BAY  
BROCHURE PLANS**



**FOUNDATION PLAN**  
1/4" = 1'-0"

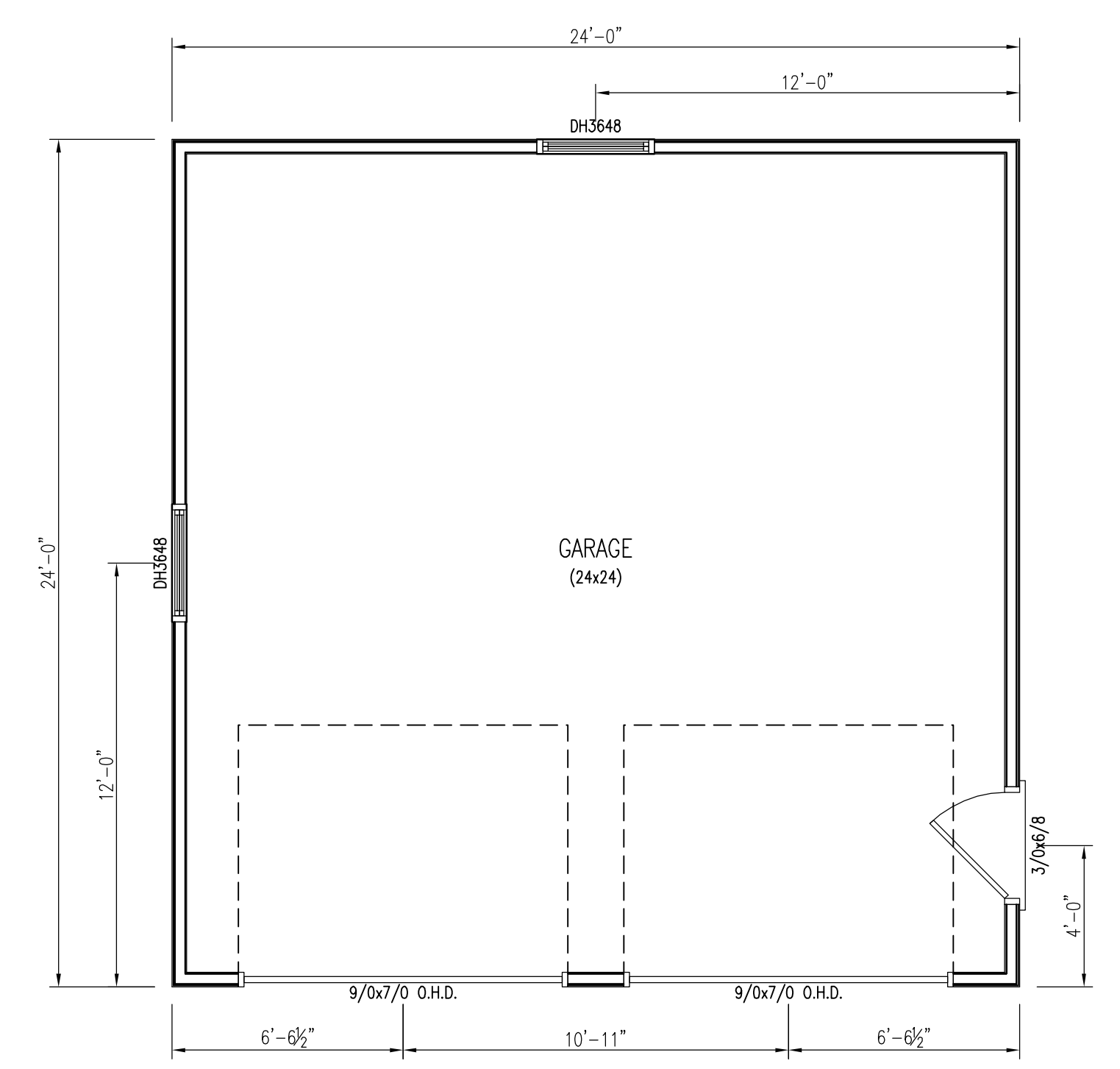
**CONSTRUCTION NOTE**  
CONTRACTOR TO VERIFY GRADE AND ALL DIMENSIONS IN FIELD OF EXISTING STRUCTURE BEFORE NEW CONSTRUCTION IS STARTED. FOUNDATION DESIGN SHOWN MAY DIFFER FROM ACTUAL FINISHED CONSTRUCTION. FINAL MATERIALS, WINDOW/DOOR LOCATIONS AND SIZES TO BE DETERMINED PER OWNER/CONT. AND LOCAL CODES.



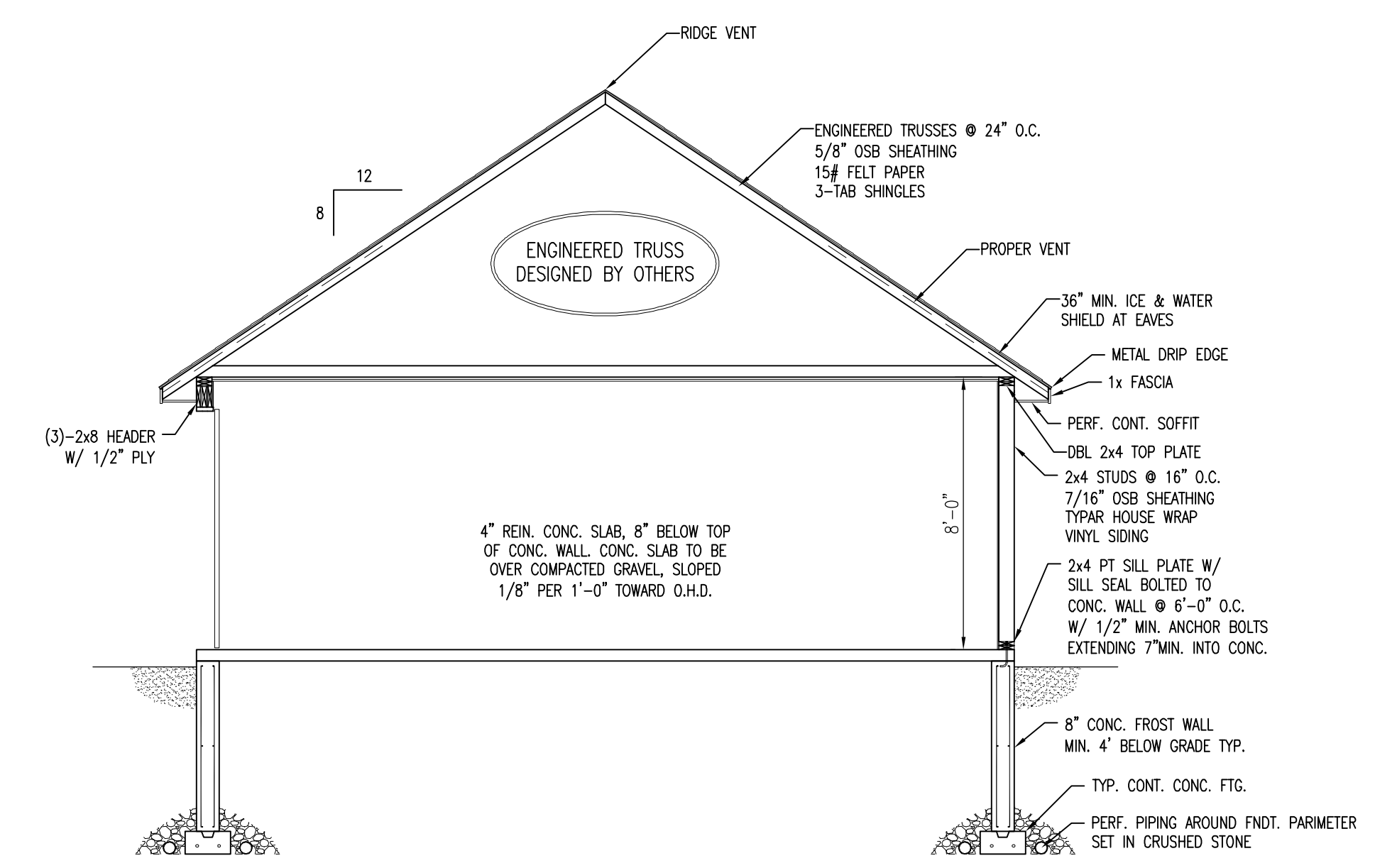
**NOTE:**

1. THE GROUND IMMEDIATELY ADJACENT TO THE FOUNDATION SHALL BE SLOPED AWAY FROM THE BUILDING AT A SLOPE OF 1/2" VERTICAL TO 12" HORIZONTAL FOR A MINIMUM DISTANCE OF 3'-0". THIS CONDITION SHALL EXIST AFTER SETTLEMENT OF BACKFILL HAS OCCURRED.
2. WHEN CONNECTED TO A RESIDENTIAL USE, THE GARAGE FLR SHALL BE AT LEAST 4" LOWER THAN THE ENTRANCE TO THE RESIDENCE. THE 4" SHALL BE POURED IN PLACE WITH CONCRETE

**TYPICAL GARAGE SLAB / FDN WALL DETAIL**  
1/4" = 1'-0"



**FIRST FLOOR PLAN**  
1/4" = 1'-0"



**S-2**  
1/4" = 1'-0"

**CONSTRUCTION NOTE:**  
CONTRACTOR TO VERIFY GRADE AND ALL DIMENSIONS IN FIELD BEFORE CONSTRUCTION. FINAL WINDOW/DOOR LOCATION AND MATERIALS, TO BE DETERMINED PER OWNER/CONT. DESIGN SHOWN MAY DIFFER FROM ACTUAL FINISHED CONSTRUCTION.

THIS INFORMATION IS PROVIDED TO OUR CUSTOMERS AS A SERVICE OF HANCOCK LUMBER. CUSTOMERS SHOULD APPRECIATE, HOWEVER, THAT THIS INFORMATION IS NOT THE WORK PRODUCT OF ANY ARCHITECT. NEITHER HANCOCK LUMBER NOR ANY OF ITS EMPLOYEES ARE PROVIDING ANY PROFESSIONAL SERVICE OR CONSULTING SERVICE. ANY ACTION TAKEN OR NOT TAKEN WITH REGARD TO ANY BUILDING OR STRUCTURE, CUSTOMERS SHOULD ALSO APPRECIATE THAT, BY PROVIDING CUSTOMERS WITH THIS INFORMATION, HANCOCK LUMBER DOES NOT GUARANTEE THE SOUNDNESS OR SUITABILITY OF THE INFORMATION FOR ANY PURPOSE OF THE CUSTOMER.

**Revisions:**

00/00/00	-

**Date :**  
**Scale :** 1/4"=1'-0"  
**Drawn By:**  
**Project:** G-2424  
**Sheet Number:**